

# **WESTERN**

*Electrical Corporation*




**(SECTION 3)**



**GENERAL CATALOGUE**

**MOTORCYCLE & POWERSPORTS BATTERIES**



**Whether you're cruising the highway, taming the extreme off road trails, or riding waves out on the open water, Western Electrical has the power solution for you.**

Manufactured to the highest international standards from durable internal components and the latest engineering techniques, Western Electrical Motorcycle & Powersports Batteries are designed to provide reliable starting power and performance when it is needed the most.

Featuring a comprehensive selection of both flooded Maintainable and Gel and AGM Maintenance Free VRLA (Valve Regulated Lead Acid) batteries, Western Powersports Batteries are suitable for a diverse range of applications including:

**MOTORCYCLES • SCOOTERS • ATV'S  
WATER CRAFTS • SNOW MOBILES**



### Guaranteed Performance

Western Electrical Motorcycle and Powersports batteries never fail to impress, regardless of the application - be it motorcycles, scooters, quad bikes, jet skis or snowmobiles. After all, if you choose a battery developed specifically for your requirements, you'll discover the true meaning of reliable energy and long-lasting driving pleasure.

With a complete line of Motorcycle and Powersports batteries, Western Electrical has the right power solution exactly what customers want: long life and no hassles. From our high performance maintenance free range that comes factory-charged and ready to install, to our conventional line of flooded products, all are designed for maximum performance and reliability.



MOTORCYCLES



SCOOTERS



ATV'S



WATER CRAFT



SNOWMOBILE

**R E L I A B L E   S T A R T I N G   P O W E R   &   P E R F O R M A N C E**



### CHOOSING THE RIGHT BATTERY

An engine and battery are designed to complement each other and although some may look similar, not all batteries are equal. It is the internal, unseen components which make Western Electrical Motorcycle & Powersports Batteries stand out from the rest

#### GEL SMF Series (Fourth Generation)

Featuring the latest in battery design and the unique leak-proof gel technology, the GEL SMF battery series is a maintenance-free product that's designed for the harshest conditions and most rugged terrain. And it's perfectly suited to all-terrain vehicles, plus touring bikes with plenty of extra performance features, such as anti-lock brakes.

- Ideal for touring bikes with extra features, such as anti-lock brakes.
- Completely maintenance-free
- Minimal self-discharge, up to 12 months' shelf life at 20 °C
- High inclination to fit in any angle.
- Extremely safe thanks to completely sealed Gel battery technology.



#### AGM MF Series (Second Generation)

Featuring the latest in battery design and technology, the AGM MF series battery deliver superior starting power, require no-ongoing maintenance and provide exceptional vibration and impact resistance. Once activated, these batteries do not require refilling and keep maintenance free for the entire life of the battery.

- Advanced lead calcium technology maximises starting power.
- Long storage life up to 18 month.
- Holds charge for longer.
- Spill-proof design.
- Sulphation retardant reduces battery plate sulphation.



#### AGM SMF Series (Third Generation)

No measuring, pouring or initial charge required, Western Electrical AGM SMF series battery is the perfect solution for people with better things to do than battery maintenance. This compact, rugged, lightweight AGM SMF battery is the ultimate in motorcycle & powersports battery technology and the preferred choice for today's high performance motor engines.

- Up to 80% more starting power per kg.
- Totally Maintenance free.
- Spill proof design for multi angle fitment.
- Superior vibration resistance.
- Reduced self discharge for longer battery life.
- Factory activated – filed sealed and charged at the factory.



#### Dry Charged Series (First Generation)

A range of batteries designed to meet the special demands of more complex machines. Specialist separators, robust internal materials and a power boosting design, ensures increased power, reduced maintenance and longer life.

- Patented separators for high cranking power.
- Through-partition construction delivers maximum power.
- Unique sealed posts resist corrosion for longer battery life.
- Heat sealed, bonded unit and container resists damage from fuel, oil and impact.





# GEL



## GEL Sealed Maintenance Free Series

### INTRODUCTION

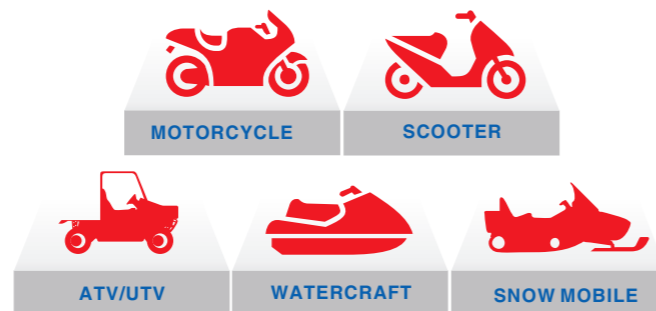
Featuring the latest in battery design and the unique leak-proof gel technology, Western Electrical GEL SMF motorcycle battery series is the best choice for any premium motorcycle, scooter and sports vehicle.

It is designed to ensure maximum comfort on the road, ensuring the adequate power supply of high energy absorption devices such as ABS, GPS and heated grips. It is completely safe against spills, and highly resistant to vibrations, making it ideal also for off-road use, while it's resistance to deep discharges and low self-discharge make it perfect for long periods of storage and seasonal use.

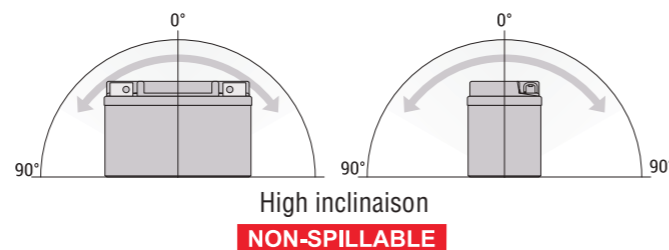
### FEATURES

- Ideal for high-performance vehicles with high-energy electrical equipment.
- Low self-discharge - perfect for seasonal use.
- Resistant to deep discharge - up to 12 months of storage without decreasing the expected life.
- Maximum safety and high resistance to vibrations - easily tackles roads in difficult conditions.
- Ready to use, initial filling with acid is not provided.
- Ready & easy to use
- Maintenance free - no water topping up.
- The most up-to-date original implant technology.

### APPLICATION



### MOUNTING ANGLES



### Icons on Labels and Carton Box

Original GEL Technology	Idea for superior equipment	Dependable performance & durability	Activated Ready to use	360° high inclination
-------------------------	-----------------------------	-------------------------------------	------------------------	-----------------------



## GEL SMF SERIES

No.	Battery Model	Voltage	Capacity	Dimensions(mm)			Assembly Figure	Terminal Type	Weight	CCA
		Volt	Ah(10hr)	L	W	H			(Kg±5%)	A
1	GYB2.5L	12	2.5	81	77	105		Line	1.1	30
2	GYB3L	12	3	97	56	109		A	1.3	35
3	GTX4L	12	3.5	114	70	86		A	1.4	50
4	GTZ5S	12	4.5	114	70	86		A	1.6	65
5	GTZ6S	12	5	113	70	106		A	1.84	70
6	12N5-3B	12	5.5	120	60	130		A	1.95	75
7	GYB5L-B	12	6	120	60	130		A	2.1	85
8	GTZ7S	12	6	113	70	105		A	2.2	95
9	GTX6.5L	12	6.5	139	66	102		A	2.3	95
10	GTX7A	12	7	151	87	95		A	2.5	105
11	GTX7L	12	7	114	70	133		A	2.4	100
12	GTX7DL	12	7	150	60	130		A	2.4	100
13	GYB7-A	12	7	135	76	123		A	2.5	100
14	GTZ10S	12	8.6	150	87	95		A	3	140
15	GTX9	12	9	152	87	107		A	3.05	135
16	GYB9-B	12	9	137	77	133		A	2.76	120
17	GTZ12S	12	11	150	87	105		A	3.5	160
18	GTX12	12	12	150	87	132		A	3.7	180

## ENJOY THE PURE RIDING FUN, TO THE TOP!





# SMF

**AGM**  
TECHNOLOGY



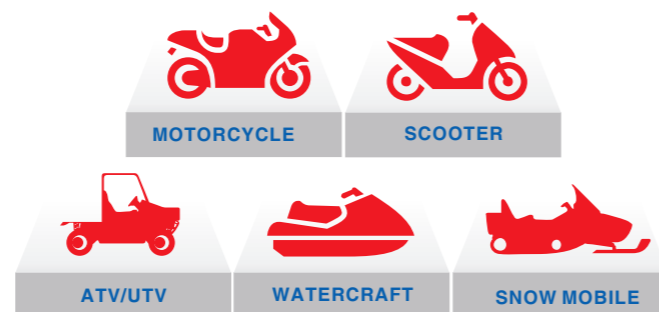
## Sealed Maintenance Free Series

### SMF INTRODUCTION

Design to meet the increasing demand of today's high performance machines, this compact, rugged, high performance SMF Motorcycle battery series is the ultimate in motorcycle battery technology and the preferred choice for every powersports vehicle.

No measuring, pouring or initial charge required, this battery series is the perfect choice for people with better things to do than battery maintenance, under sealed and activated state from the factory, they are completely spill proof that enabling high inclination fitment, never require refilling and are totally maintenance free for the entire life of the battery.

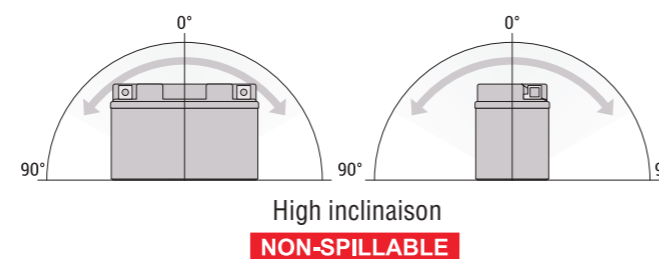
### TECHNOLOGY



### FEATURES

- AGM construction (Absorbed Glass Material)
- VRLA battery (Valve Regulated Lead Acid)
- Sealed and factory activated
- Environmentally friendly, spill proof design
- Multi-positional fitment
- Absolutely maintenance free
- Ready & easy to use
- No acid handling - Very safe
- Increased power & extended life
- Extreme vibration resistance

### MOUNTING ANGLES



### ICONS ON LABELS AND CARTON BOX

Absorbed Glass Mat Technology	Idea for superior equipment	Dependable performance & durability	Activated Ready to use	90° high inclination
-------------------------------	-----------------------------	-------------------------------------	------------------------	----------------------

### AGM SMF SERIES

No.	Battery Model	Voltage	Capacity	Dimensions(mm)			Assembly figure	Terminal Type	Weight	CCA
		Volt	Ah(10hr)	L	W	H			(Kg±5%)	A
1	6N4-1A	6	4	70	49	100		Line	0.7	/
2	6N4-2A	6	4	70	70	92		Line	0.73	/
3	6N6-3B	6	6	97	56	111		B	1.05	/
4	YTR4A	12	2.5	114	48	85		I	1.15	30
5	YT4B-4	12	2.5	114	38	86		J	1.05	25
6	YB2.5LMF	12	2.5	81	77	105		Line	1.05	25
7	YTX3L	12	3	98	56	109		B	1.15	35
8	YTX4L	12	3.5	114	70	86		A	1.43	60
9	12N4-3B	12	4.2	114	70	86		A	1.52	65
10	YTZ5S	12	4.5	114	70	87		A	1.57	70
11	YTZ6S	12	5	113	70	109		A	1.95	65
12	12N5-3B	12	5	120	60	131		B	1.8	80
13	12N6-3B	12	6	135	75	95		A	1.83	85
14	YTZ7S	12	6	113	70	105		A	2.1	95
15	YTX6.5L	12	6.5	139	66	102		B	2.1	80
16	YTX7A	12	7	152	87	95		A	2.5	105
17	YTX7L	12	7	114	70	133		A	2.45	100
18	YTX7DL	12	7	149	60	129		B	2.4	100
19	12N7-4A	12	7	137	76	123		B	2.5	95
20	YT7B-4	12	7	150	65	94		A	2.1	90
21	YTX9	12	9	152	87	107		A	3.05	135
22	YTX9A	12	9	137	77	138		B	2.95	120
23	YT9B-4	12	9	150	70	105		A	2.8	140
24	YTZ10S	12	8.6	150	87	95		A	2.9	140
25	YTZ12S	12	11.2	150	87	105		A	3.4	160
26	YTX12	12	12	150	87	132		A	4	155
27	YT12B-4	12	12	150	70	130		A	4.1	160
28	YTX14	12	14	150	87	148		A	4.8	200
29	YT14B-4	12	14	150	70	145		A	4.25	180
30	YTX15L	12	15	175	87	130		A	4.95	230
31	YTX16-4	12	16	150	87	166		A	5.25	250
32	YB16CL-BS	12	16	175	100	175		A	6.57	265
34	YTX20L	12	20	175	87	155		A	6.8	310
35	YTX20CH	12	20	150	87	161		A	6.03	270
36	YTX24HL	12	22	205	91	164		A	6.9	280
37	YTX30L	12	30	166	126	175		A	6.5	320



### Maintenance Free Series

#### INTRODUCTION

The AGM MF Motorcycle & Powersports battery series provides premium power over long periods with no loss in performance. Due to the special construction, this battery series is also featured spill and leak-proof to 45° and resistant to vibration and deep cycling.

These batteries are shipped under dry charged and unfilled state with acid bottle separately in order to ensure the max power freshness. Once the acid has been properly added to the battery, the fiberglass mat completely absorbs the acid making it virtually spill and leak-proof.

Once activated, these batteries do not require refilling and remain maintenance free for the life of the battery.

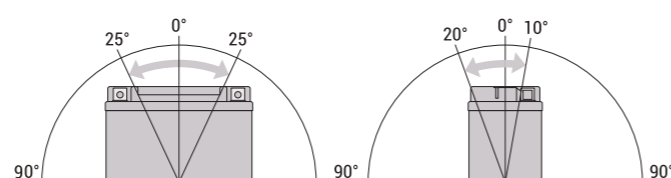
#### FEATURES

- Upright installation only
- Maintenance free (no water refilling)
- Sealed after filling, no gas emission through venting hole (under normal operation)
- High power
- Does not need to be recharged while stocked
- Suitable for cold weather
- Reduction of plate sulfation
- Higher life cycle
- Longer voltage hold

#### TECHNOLOGY

- AGM construction (absorbed acid)
- VRLA battery (Valve Regulated Lead Acid)
- Supplied with a separate acid pack
- Homologated by OEM

#### MOUNTING ANGLES



Medium inclinasion



Acid pack included for activation

#### ICONS ON LABELS AND CARTON BOX

<p>Absorbed Glass Mat Technology</p>	<p>Idea for superior equipment</p>	<p>Dependable performance &amp; durability</p>	<p>Long shelf storage life <small>*Up to 18 months under without acid filled state.</small></p>	<p>Medium inclination</p>
--------------------------------------	------------------------------------	--	---	---------------------------

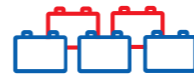


### AGM MF SERIES

No.	Battery Model	Voltage	Capacity	Dimensions(mm)			Assembly figure	Terminal Type	Weight (Kg±5%)	
		Volt	Ah(10hr)	L	W	H			Total	Acid
1	6N4-BS	6	4	71	71	93		Line	0.75	0.17
2	YT4B-BS	12	2.3	114	39	86		/	1.1	0.12
3	YTX2.5L-BS	12	2.5	80	70	105		/	0.95	0.27
4	YTX3L-BS	12	3	100	58	105		B	1.15	0.24
5	YTX4L-BS	12	3.5	114	70	86		A	1.45	0.28
6	YTH4L-BS	12	4	114	70	86		A	1.5	0.28
7	YTX4AL-BS	12	4	120	71	92		A	1.7	0.27
8	YTX5L-BS	12	5	114	71	105		A	1.9	0.35
9	YB5L-BS	12	5	120	60	127		B	1.95	0.43
10	YTX6.5L-BS	12	6.5	138	70	109		A	2.1	0.45
11	YTX7L-BS	12	7	114	71	131		A	2.5	0.48
12	YTX7A-BS	12	7	150	86	95		A	2.5	0.48
13	YTX7D-BS	12	7	150	60	130		B	2.35	0.48
14	12N7-BS	12	7	135	75	135		B	2.62	0.64
15	YTX9A-BS	12	9	135	75	135		B	2.9	0.64
16	YTX9-BS	12	9	150	87	105		A	3.1	0.65
17	YTX9L-BS	12	9	150	87	105		A	3.1	0.65
18	YTX10L-BS	12	10	133	89	143		A	3.65	0.8
19	YTX12A-BS	12	10	150	87	105		A	3.5	0.5
20	YTX12-BS	12	12	150	87	130		A	3.9	0.8
21	YTX14AH-BS	12	12	135	90	164		A	5	1.2
22	YT14B-BS	12	12	150	70	145		A	5.3	0.6
23	YTX14-BS	12	14	150	87	145		A	4.7	0.95
24	YTX15L-BS	12	13	175	87	130		A	4.7	0.74
25	YTX16-BS	12	16	150	87	161		A	4.7	1.03
26	YTX16-BS-1	12	14	150	87	161		A	4.9	1.1
27	YTX18L-BS	12	18	205	87	160		A	6.73	1.12
28	YTX20CH-BS	12	18	150	87	161		A	5.3	0.82
29	YTX20HL-BS	12	18	175	87	155		A	6.8	0.93
30	YTX20-BS	12	20	175	85	155		A	5.5	1.2
31	YTX20L-BS	12	20	175	85	155		A	5.5	1.2
32	YTX24HL-BS	12	21	205	87	160		A	7.85	1.06

THE BATTERY OF LONG STORAGE, REALLY LONG.





**DRY**  
BAT



## Dry Charge Battery Series

(Conventional & High Performance)

### INTRODUCTION

Western Electrical Dry Charge Motorcycle Battery series is the pinnacle of conventional yet cutting-edge batteries. Its above-average starting power in any weather is the result of a perfectly adapted plate construction, innovative grid design and special separator, providing it with enough energy to tackle the tough situation. The overall construction is resistant against vibration and impacts, so it's up to the challenge whatever the application.

### FEATURES

- Upright installation only
- Has to be checked periodically and refilled with water if necessary
- Internal gas emission through venting hole
- Handle with care to prevent acid spillage
- Regular life duration
- Does not need to be recharged while stocked

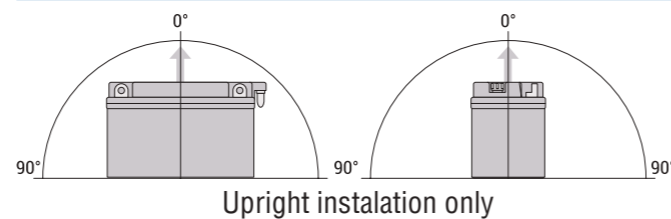
### APPLICATION



### TECHNOLOGY

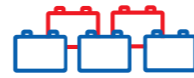
- Upright installation only
- Low self-discharge rate batteries use
- 6 & 12V available

### MOUNTING ANGLES



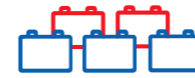
## DRY CHARGE CONVENTIONAL SERIES

No.	Battery Model	Voltage	Capacity	Dimensions(mm)			Assembly figure	Terminal Type	Weight (Kg±5%)	
		Volt	Ah(10hr)	L	W	H			Total	Acid
1	6N4-2A	6	4	71	71	96		Line	0.6	0.2
2	6N4B-2A	6	4	100	47	96		Line	0.9	0.4
3	6N6-3B	6	6	100	58	109		B	0.9	0.4
4	6N6-3B-1	6	6	100	58	109		B	0.9	0.4
5	6N5.5-1D	6	5.5	90	70	100		Line	0.9	0.4
6	B39-6	6	7	126	48	126		B	1.2	0.4
7	B49-6	6	10	91	83	161		B	1.8	0.5
8	6N11A-1B	6	11	122	62	132		B	1.6	0.6
9	12N2.5-3C	12	2.5	80	70	105		Line	0.7	0.4
10	12N3-3A	12	3	100	57	110		B	0.8	0.4
11	12N3-3B	12	3	100	57	110		B	0.8	0.4
12	12N4-3B	12	4	120	70	92		A	1.3	0.3
13	12N5-3B	12	5	120	60	130		B	1.6	0.4
14	12N5-4B	12	5	120	60	130		B	1.6	0.4
15	12N5.5-3B	12	5.5	135	60	130		B	1.5	0.55
16	12N5.5-4B	12	5.5	135	60	130		B	1.5	0.55
17	12N6-3B	12	6	135	70	95		B	1.55	0.55
18	12N6-4B	12	6	135	70	95		B	1.55	0.55
19	12N6.5-3A	12	6.5	138	65	102		B	1.6	0.6
20	12N6.5-3B	12	6.5	138	65	102		B	1.6	0.6
21	12N7B-4B	12	7	150	87	95		D	1.8	0.6
22	12N7-3A	12	7	135	75	133		B	1.8	0.6
23	12N7-4A	12	7	135	75	133		B	1.8	0.6
24	12N7-3B	12	7	135	75	133		B	2.2	0.6
25	12N7-4B	12	7	135	75	133		B	2.2	0.6
26	12N7B-3A	12	7	150	60	130		B	2.2	0.6
27	12N7B-4A	12	7	150	60	130		B	2.2	0.6
28	12N7D-3B	12	7	135	75	150		B	2.2	0.5
29	12N9-3B	12	9	135	75	140		B	2.5	0.9
30	12N9-4B-1	12	9	135	75	140		B	2.5	0.9
31	12N10-3A	12	10	135	90	145		B	2.6	1
32	12N10-3B	12	10	135	90	145		B	2.6	1
33	12N11-3A	12	11	135	90	155		B	3.2	1
34	12N11-3B	12	11	135	90	155		B	3.2	1
35	12N12-3A	12	12	200	75	134		B	3.5	1
36	12N12-3B	12	12	200	75	134		B	3.5	1
37	12N14-3A	12	14	135	90	165		D	3.5	1.1
38	12N16-3A	12	16	175	100	155		B	4.4	1.3
39	12N16-3B	12	16	175	100	155		B	4.4	1.3
40	12N16-4B	12	16	175	100	155		B	4.4	1.3
41	12N18-3A	12	18	206	91	164		C	4.6	1.5
42	12N24-3A	12	24	186	125	176		G	6.2	1.8



### DRY CHARGE HIGH PERFORMANCE SERIES

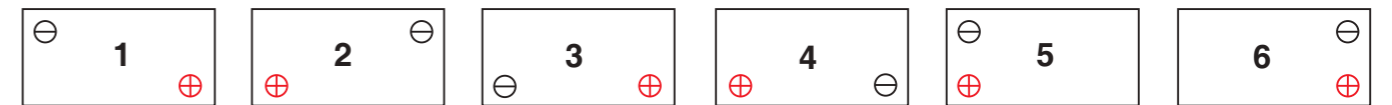
No.	Battery Model	Voltage	Capacity	Dimensions(mm)			Assembly figure	Terminal Type	Weight (Kg ±5%)	
		V	AH(10hr)	L	W	H			Total	Acid
1	YB2.5L-C	12	2.5	80	70	105		/	0.88	0.4
2	YB3L-A	12	3	100	57	110		B	0.9	0.4
3	YB3L-B	12	3	100	57	110		B	0.9	0.4
4	YB4L-A	12	4	120	70	92		A	1.3	0.3
5	YB4L-B	12	4	120	70	92		A	1.3	0.4
6	YB5L-B	12	5	120	60	130		B	1.6	0.55
7	YB6L-B	12	6	135	70	95		B	1.55	0.55
8	Yb7-A	12	7	135	75	133		B	2	0.85
9	YB7B-B	12	7	150	60	130		B	2	0.8
10	YB7C-A	12	7	130	90	114		E	2.2	0.85
11	YB9L-B	12	9	135	75	140		B	2.5	0.9
12	Yb9-B	12	9	135	75	140		B	2.5	0.9
13	YB10L-B	12	11	135	90	145		B	3	1
14	YB10L-B2	12	11	135	90	145		D	3	1
15	YB12A-A	12	12	135	80	160		B	3	1
16	YB12A-B	12	12	135	80	160		B	3	1
17	YB12AL-A	12	12	135	80	160		B	3	1
18	YB12AL-A2	12	12	135	80	160		B	3	1
19	YB12B-B2	12	12	160	90	130		D	3.2	1
20	YB12C-A	12	12	135	80	175		A	3.1	1
21	Yb14-A2	12	14	135	90	166		D	3.5	1.1
22	Yb14-B2	12	14	135	90	166		D	3.5	1.1
23	YB14L-A2	12	14	135	90	166		D	3.5	1.1
24	YB14L-B2	12	14	135	90	166		D	3.5	1.1
25	YB16AL-A2	12	16	205	71	164		F	4.2	1.2
26	YB16L-B	12	19	175	100	155		B	4.4	1.4
27	YB16B-A	12	16	160	90	161		A	4.1	1.2
28	YB16CL-B	12	19	175	100	175		A	4.5	1.4
29	YB18L-A	12	18	180	90	162		C	4.2	1.4
30	Y50-N18L-A	12	20	205	90	162		C	4.4	1.6
31	Y60-N24L-A	12	28	186	125	175		G	5.8	/
32	YB30L-B	12	30	168	132	176		A	7.4	1.8
33	51814	12	19(20hr)	186	82	171		G	4.5	1.2
34	51913	12	19(20hr)	186	82	171		G	4.5	1.2
35	53030	12	30(20hr)	186	130	171		G	6.8	1.8



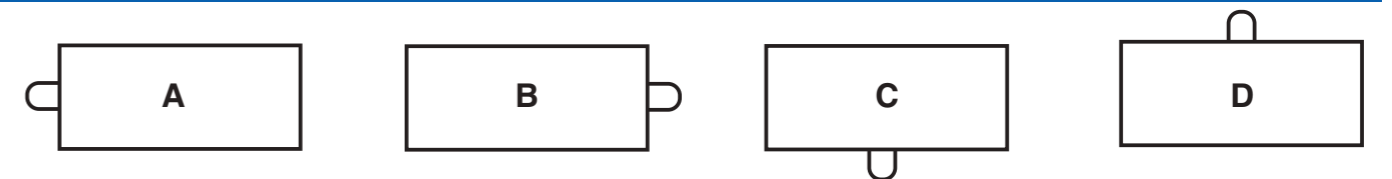
### Terminal Type

No.	Front	Side	Top	Figure	No.	Front	Side	Top	Figure
1					8				
2					9				
3					10				
4					11				
5					12				
6					13				
7					14				

### Polarity Location



### Exhaust Vent Location



### Designation of Battery Type Numbers

Conventional	High Performance Conventional	AGM MF
<b>12 N12A-4 A-1</b>	<b>YB16A L-A2</b>	<b>YTX14 A H L-BS-1</b>
<ul style="list-style-type: none"> <li>1 Nominal voltage</li> <li>2 Conventional battery</li> <li>3 Size of battery case</li> <li>4 Polarity location</li> <li>5 Exhaust location</li> <li>6 Designates unique terminal</li> </ul>	<ul style="list-style-type: none"> <li>1 High Performance battery</li> <li>2 Size of battery case</li> <li>3 Polarity location</li> <li>4 Terminal and Exhaust location</li> </ul>	<ul style="list-style-type: none"> <li>1 High Performance AGM (YTX, YTZ, YT)</li> <li>2 Performance classification</li> <li>3 Designates unique battery case size</li> <li>4 Higher CCA</li> <li>5 Polarity location</li> <li>6 Bottle supplied electrolyte</li> <li>7 Designates unique terminal</li> </ul>

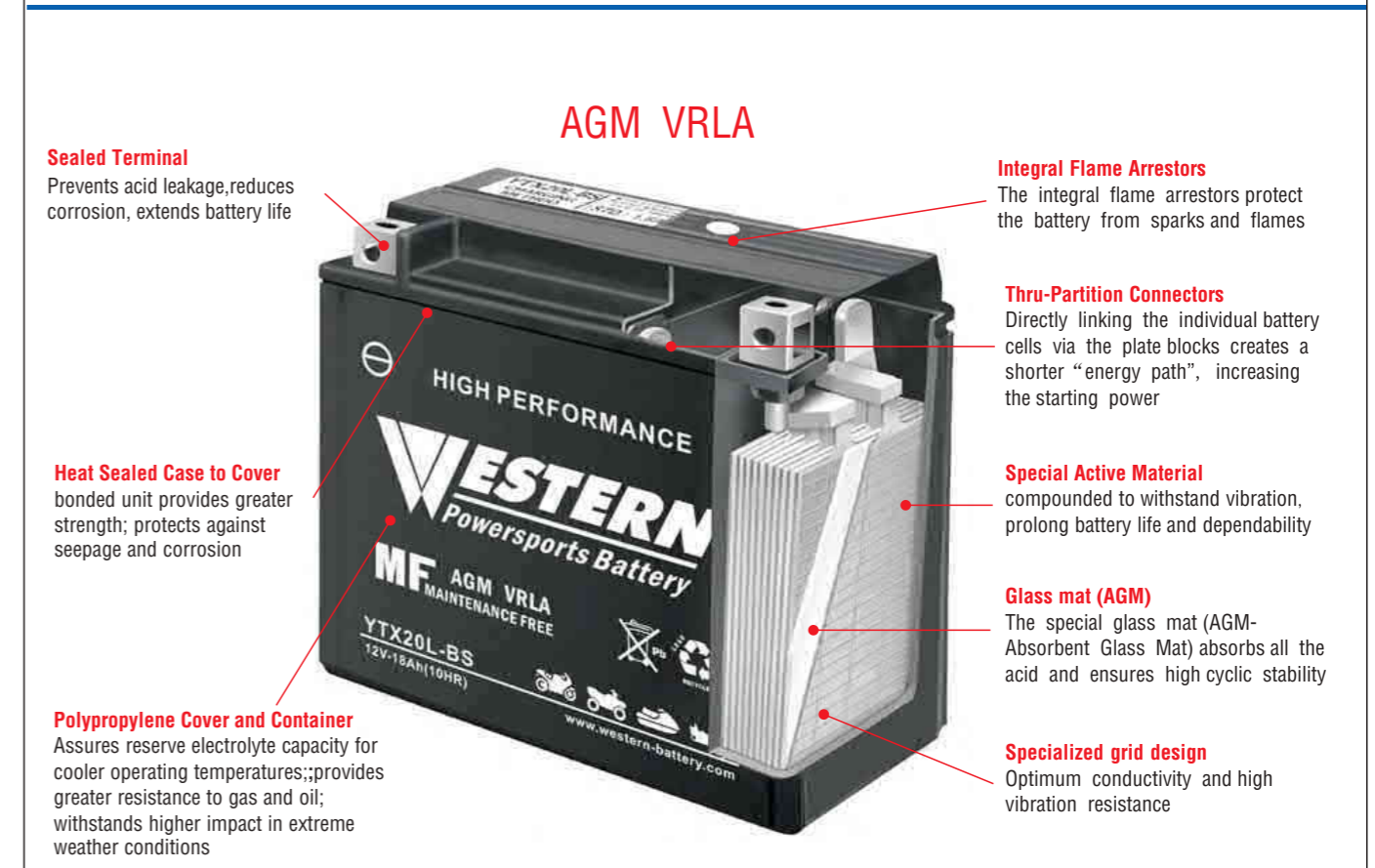



### TECHNOLOGY FEATURES AND BENEFITS AT A GLANCE

Component	Features	Benefits
Cast Grid	Special Grid Design	Severe vibration resistance & improved conductivity.
Active Material	Proprietary Formulation	Reduced shedding, maximum utilization & long service life.
Pasted Plates	Specified Thickness & Weight	Ensures vibration resistance through precise compression & proper service life through specified active material balance.
Dried-Charged Plates	Tank Formed & Dried Plates	Properly dried plates in a sealed battery have a virtually limitless shelf-life, while still retaining 70-80% state of charge when initially filled with acid.
Top Lead Connections	Through-Partition Construction, Large Straps	Shorter current path for increased electrical conductivity & higher starting currents, heavier parts for maximum durability.
Case-Cover Seal	Thermal Bonded Plastic	Air tight seal to prevent air ingress & acid seepage.
Terminal-Cover Seal	Patented Poly-Seal Terminal	Eliminates acid seepage, reduces corrosion & extends battery life.
Case & Cover	Polypropylene	Superior resistance to gasoline & oil, impact resistant in extreme weather conditions.
Additive	Sulfate Stop (Some models)	Sulfate stop added to reduce the solubility of lead into the acid, which then reduces battery sulfation potential.
<b>Conventional/High Performance</b>		
Separator	Leaf or Envelope Separator	Polyethylene with glass mat sheet bonded for compression to withstand severe vibration conditions.
<b>Maintenance Free AGM</b>		
Separator	AGM (Absorbed Glass Mat)	Absorbs acid while creating cell compression for extreme vibration resistance.
Top Lead Alloy	Calcium Alloy	Increased weld strength & severe vibration resistance.
Vent System	Valve & Flame Arrestor	Valve relieves excess pressure to prevent bursting, flame arrestor frit prevents internal combustion.
<b>Factory Activated AGM</b>		
Grid System	Computer-Designed Radial Grids	Increased conductivity for higher starting wattage, increased vibration resistance.
Separator	Puncture Resistant AGM (Absorbed Glass Mat) Material	High puncture resistant separator for increased service in high vibration applications.



### BATTERY CUTAWAY DIAGRAM





## THE SUPERB PERFORMANCE ON ANY TERRAIN.



Whether it's a classic bike or the very latest model, on a leisurely ride through the countryside, off-road or on a racetrack, motorcycles represent one thing above all: freedom, and one requirement in common – dependable performance from a motorcycle battery in a variety of conditions.

To enjoy it to the full fun, rides have to be able to rely 100 % on their bikes and their batteries, while Western Electrical motorcycle batteries just supply such power to allow the true rides to enjoy the uninterrupted and thrill driving pleasure.



With their excellent agility, scooters are extremely popular in big cities, offering convenient mobility for short distances. In addition to ignition and the headlights, frequent use of the indicators, the brake lights and - once in a while, the horn - all require power, and Western Electrical scooter battery knows how to provide it.



It's a thrilling experience of riding a quad bike or ATV (All Terrain Vehicles) both on and off-road, however seldom knows these vehicles have to face some of the harshest and most extreme conditions than other powersports vehicles, which means a battery must build special to catch up. But don't bother, Western Electrical spill and vibration - proof powersports batteries always offer choice for anyone who demands top performance from their vehicle, especially on rugged terrain.



Out on the water, jet-skis or watercraft riding are the epitome of sporty fun. Whether it's on a calm lake or on the open sea, jet-skis or watercraft offer limitless fun as long as the battery holds out. However, out in open water also is the place where the strength in design and construction of a powersports battery perhaps matters most, because it's the last place you want to experience power failure. Fortunately, Western Electrical have the excellent solution, as our powersports batteries for jet-skis or watercraft application are resistant to mechanical strain, including that caused by jumps and waves.



Cold start performance takes on a whole new meaning when it comes to snowmobiles and it's batteries. Ever since batteries have been used for ignition, icy temperatures have been the ultimate test of top quality. With Western Electrical powersports batteries for snowmobiles, you can enjoy snow, forests and mountains to the full. Discover a whole new world!



With the right mower and the appropriate Western Electrical Powersports battery, cutting the grass couldn't be easier. Western Electrical Powersports batteries boast reliability and endurance even on large lawns-making gardening simpler and more convenient. Now, you could enjoy your garden time and we will provide the power.